

SL-FL08-250

Application

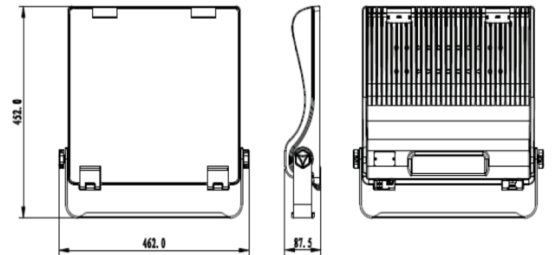
ใช้สำหรับสนามกีฬา ลานจอดรถ ป้ายโฆษณา ไฟถนนเสาสูง หรือพื้นที่กว้าง

Specification

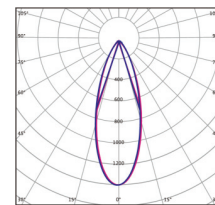
Housing	Die-cast aluminium
Finishing	Powder coated in black
Lens	Polycarbonate
Gasket	Silicone rubber
Dimension	87.5x462x452 mm.
Mounting	Hook or chain suspension
Power	250W
Light Source	SMD LED Module
Light Colour	3000K - 5700K
Efficiency	140lm /W
Beam Angle	30/50/90/120 degree
CRI , Ra	Ra>70 (> 80 Optional)
Input Voltage	100-277VAC ,50/60Hz
IP Rate	IP66
LED Lifetime	50,000 hrs.
Control Optional	1-10V , PWM



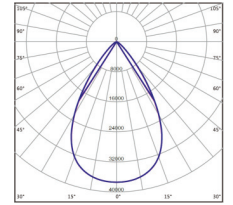
1100.1955-2551



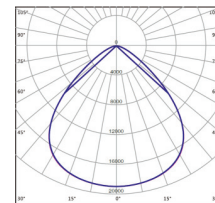
Light Distribution Curve



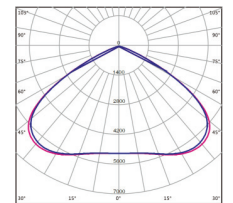
Beam Angle 30°



Beam Angle 50°



Beam Angle 90°



Beam Angle 120°

Ordering Data

Model	Watt	CCT	Beam
SL-FL08-250	250W	3000K	30D
		4000K	50D
		5700K	90D
			120D

Related Optionals

Vent

There is a vent to balance the atmosphere pressure and to prevent moisture

