

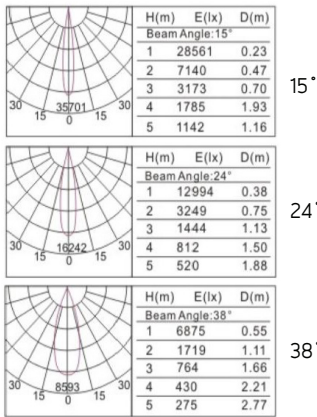
## SL-6015A-7590-10W

### LED Downlight

#### Features

Material	: Aluminum Die Casting
Voitage	: 220-240VAC 50/60Hz
CRI	: Ra>80/90/95
Power	: 10W
Beam angle	: 15° 24° 38° 55°
SDCM	: <3
UGR	: <12
IP	: IP20 / IP44
Efficiency	: 90lm/w±20lm
Luminous flux	: 800lm
CCT	: 2700K, 3000K, 4000K, 6000K
Cutout	: ø75mm
Size	: (WxH) ø90x75mm
CRI	: Ra>80/90
Operation Temperature	: -10° - +45°C


#### Light Distribution




#### Color



#### Product Size



#### Color temperature




#### More detaile



#### Project





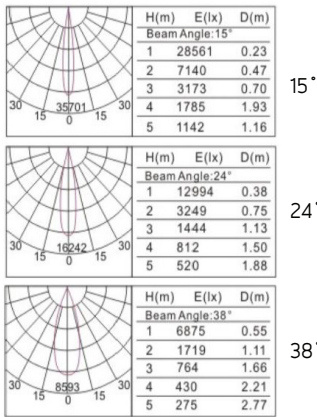
## SL-6015A-91112-20W

### LED Downlight

#### Features

Material	: Aluminum Die Casting
Voitage	: 220-240VAC 50/60Hz
CRI	: Ra>80/90/95
Power	: 20W
Beam angle	: 15° 24° 38° 55°
SDCM	: <3
UGR	: <12
IP	: IP20 / IP44
Efficiency	: 90lm/w±20lm
Luminous flux	: 1600lm
CCT	: 2700K, 3000K, 4000K, 6000K
Cutout	: ø91mm
Size	: (WxH) ø112x91mm
CRI	: Ra>80/90
Operation Temperature	: -10° - +45°C


#### Light Distribution



#### Color



#### Product Size



#### Color temperature




#### More detaile



#### Project





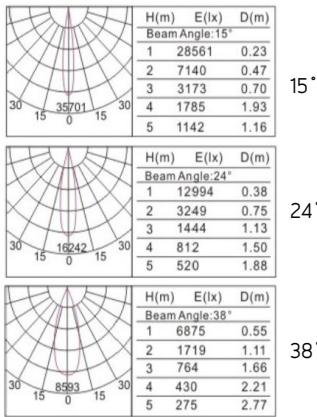
## SL-6015A-128137-30W

### LED Downlight

#### Features

Material	: Aluminum Die Casting
Voitage	: 220-240VAC 50/60Hz
CRI	: Ra>80/90/95
Power	: 30W
Beam angle	: 15° 24° 38° 55°
SDCM	: <3
UGR	: <12
IP	: IP20 / IP44
Efficiency	: 90lm/w±20lm
Luminous flux	: 2600lm
CCT	: 2700K, 3000K, 4000K, 6000K
Cutout	: ø128mm
Size	: (WxH) ø137x128mm
CRI	: Ra>80/90
Operation Temperature	: -10° - +45°C

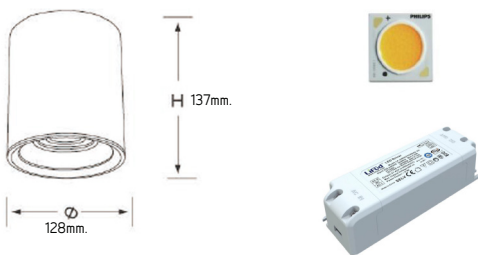
#### Light Distribution




#### Color



#### Product Size



#### Color temperature



#### More detaile



#### Project

