


SL-HL06-600-King

Application

ใช้สำหรับติดตั้งเรือนกระจกการปลูกกัญชา



Specification

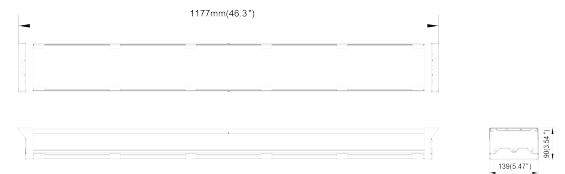
Housing	Die-cast aluminium
Finishing	Powder coated in black
Lens	Polycarbonate
Gasket	Silicone rubber
Dimension	1177x139x90 mm.
Mounting	Hook or chain suspension
Power	600W
Light Source	SMD LED Module
Light Colour	-
Efficiency	1.9lm /W
Beam Angle	-
CRI , Ra	Ra>70 (> 80 Optional)
Input Voltage	100-277VAC ,50/60Hz
IP Rate	IP65
LED Lifetime	50,000 hrs.
Control Optional	1-10V , PWM



Ordering Data

Model	Watt	CCT
SL-HL06-600	600W	-

Dimension Drawing



Related Optionals


A Square Bracket



B Rectangle Bracket



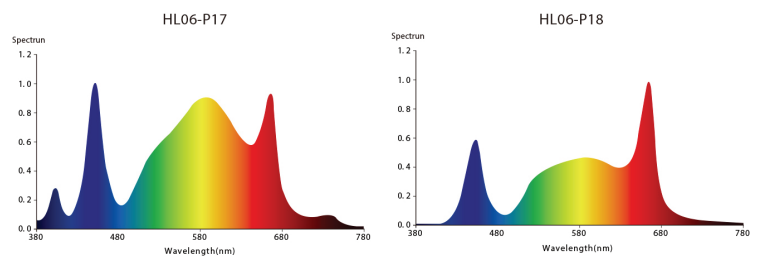
C Safety line



D Surface mounted



Optimal Spectrum



Applications

